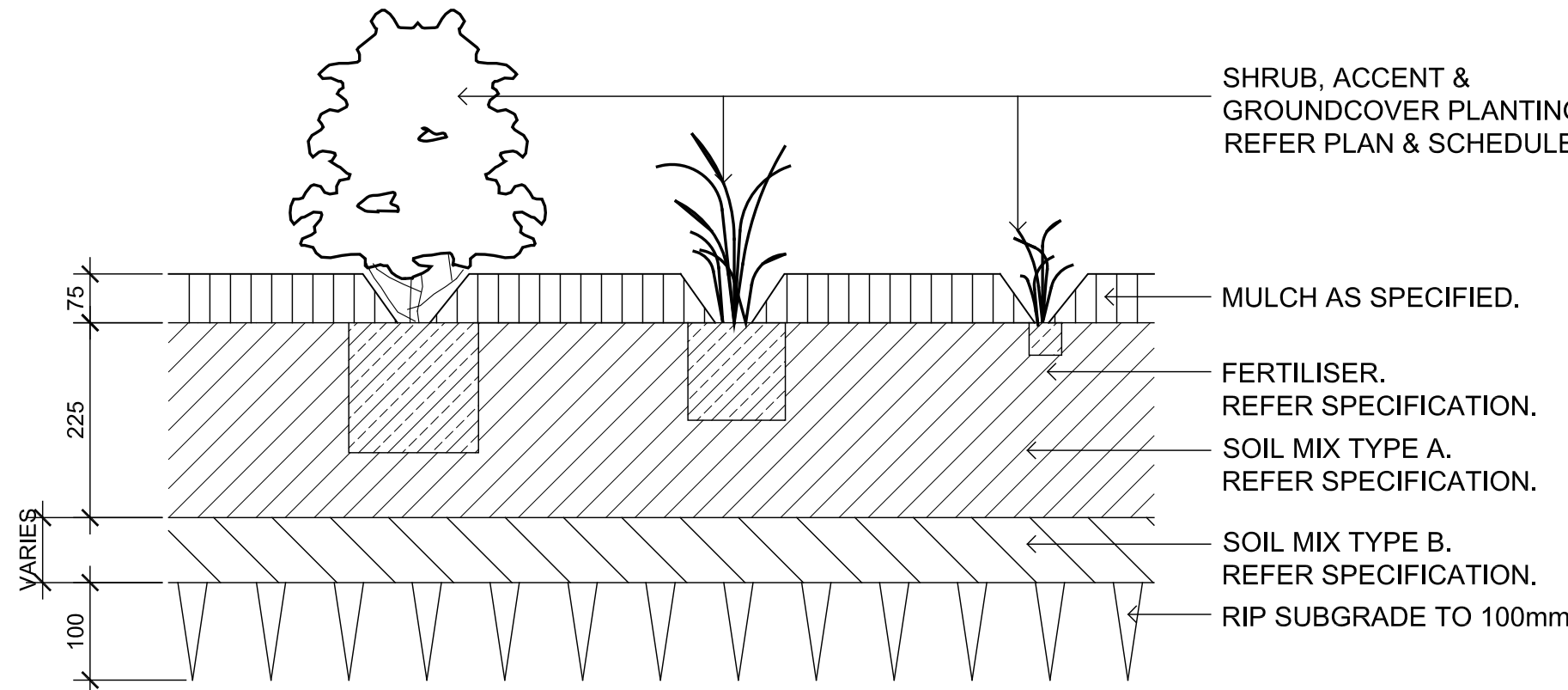
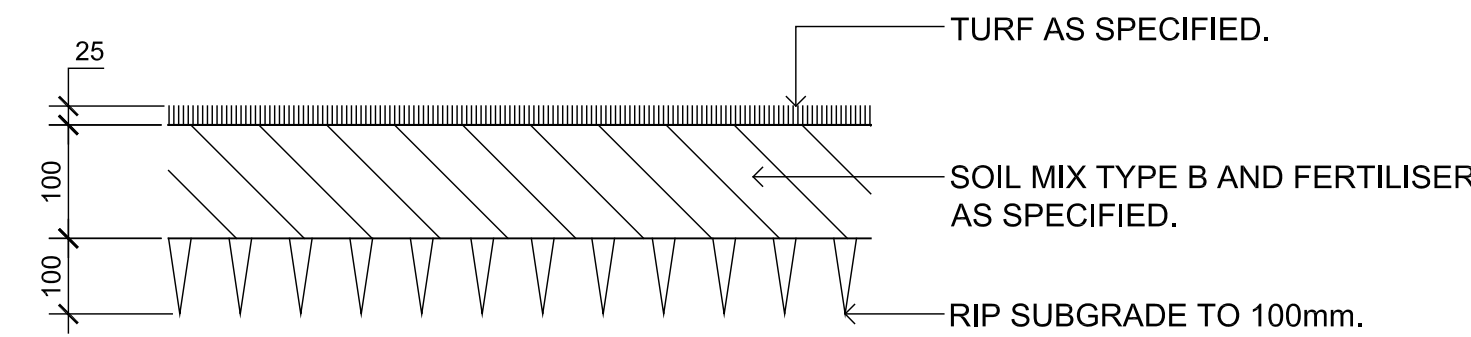


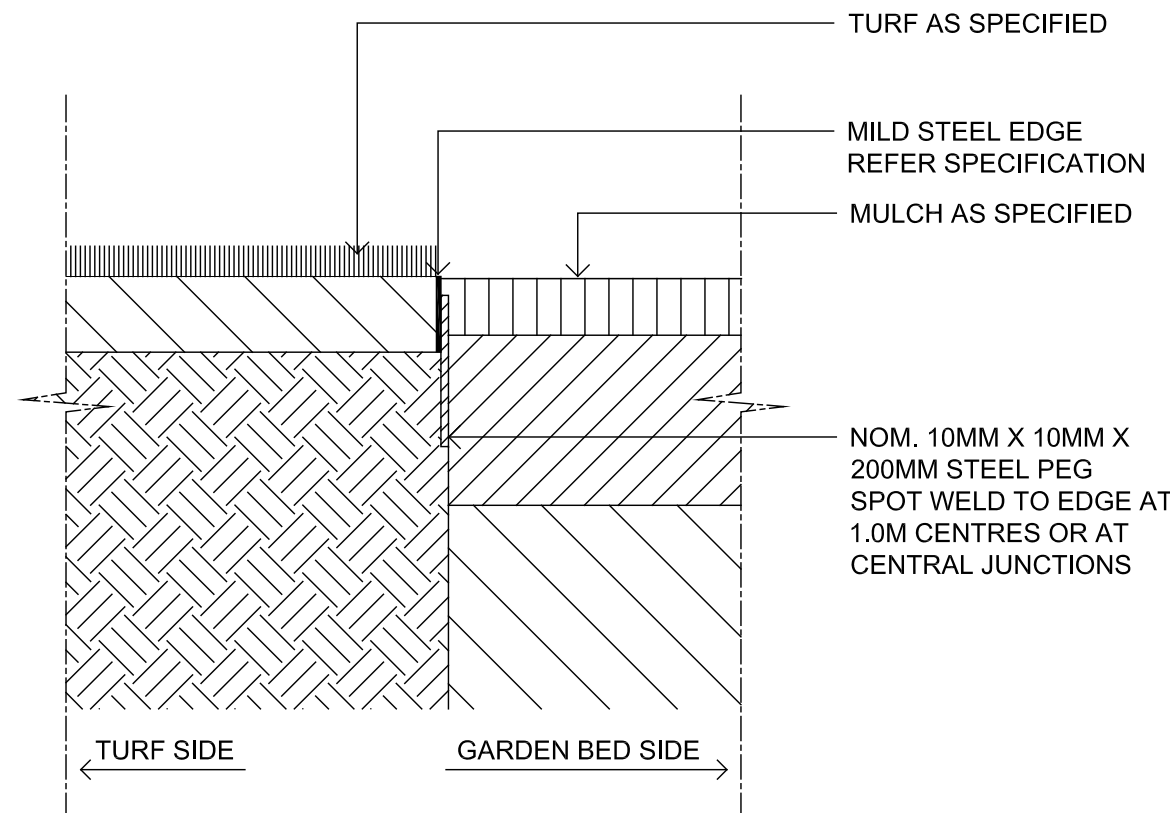
25L-75L TREE PLANTING ON GRADE  
SCALE 1:10



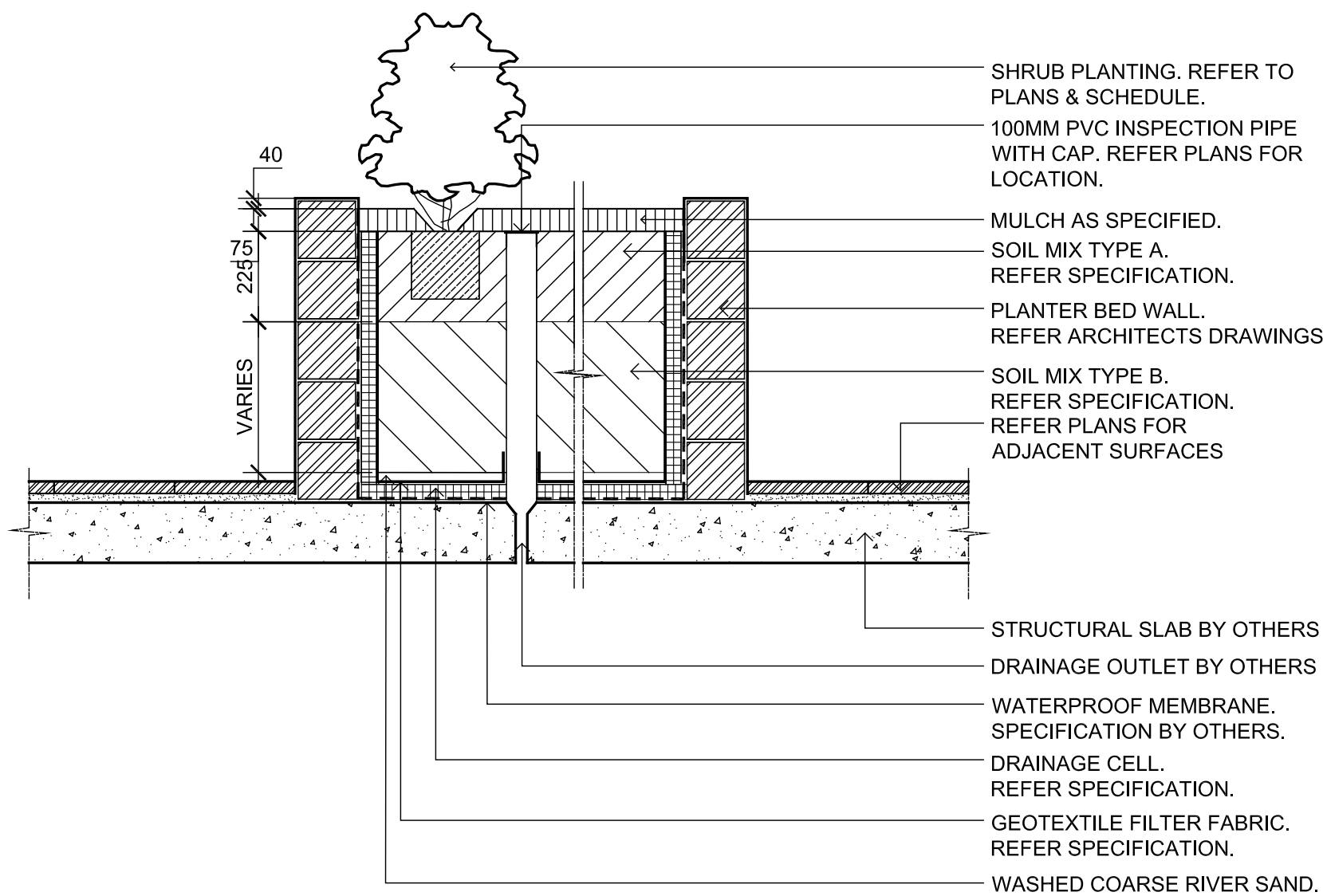
SHRUB, ACCENT & GROUNDCOVER PLANTING ON GRADE  
SCALE 1:10



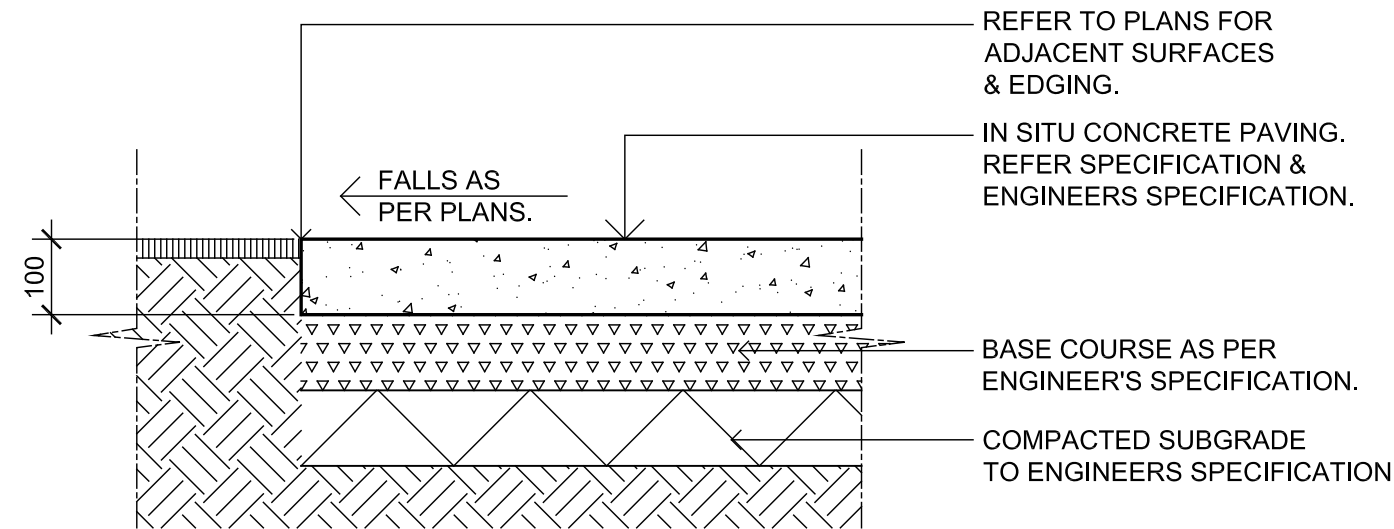
TURF ON EVEN GRADE  
SCALE 1:10



TYPICAL MILD STEEL EDGE  
SCALE 1:10



TYP. RAISED PLANTER BED ON SUSPENDED SLAB - SECTION  
SCALE 1:20



INSITU CONCRETE PAVING  
SCALE 1:10

© 2014 Site Image (NSW) Pty Ltd ABN 44 801 262 380 as agent for Site Image NSW Partnership. All rights reserved. This drawing is copyright and shall not be reproduced or copied in any form or by any means (graphic, electronic or mechanical including photocopy) without the written permission of Site Image (NSW) Pty Ltd Any license, expressed or implied, to use this document for any purpose what so ever is restricted to the terms of the written agreement between Site Image (NSW) Pty Ltd and the instructing party.

The contractor shall check and verify all work on site (including work by others) before commencing the landscape installation. Any discrepancies are to be reported to the Project Manager or Landscape Architect prior to commencing work. Do not scale this drawing. Any required dimensions not shown shall be referred to the Landscape Architect for confirmation.

F	Architectural Coordination	JM	NM	06.05.2015
E	Architectural Coordination	JZ	NM	29.04.2015
D	Architectural Coordination	JM	NM	24.03.2015
C	Updated Architectural Base	LM	NM	02.10.2014
B	Updated Architectural Base	JD	NM	19.09.2014
A	For Approval	PH	NM	01.08.2014
Issue	Revision Description	Drawn	Check	Date

#### LEGEND

Client:

KMT Pty Ltd

Project:

Residential Development  
5 Rynan Ave  
Edmondson Park, NSW

Level 1, 3-5 Baptist Street  
Redfern NSW 2015  
Australia

Tel: (61 2) 8332 5600  
Fax: (61 2) 9698 2877  
www.siteimage.com.au

Site Image (NSW) Pty Ltd  
ABN 44 801 262 380

S I T E I M A G E



Landscape Architects

#### PRELIMINARY

Drawing Name:

Landscape Details

Scale:

Job Number:

Drawing Number:

Issue:

SS14-2860

501 F

NOT FOR CONSTRUCTION